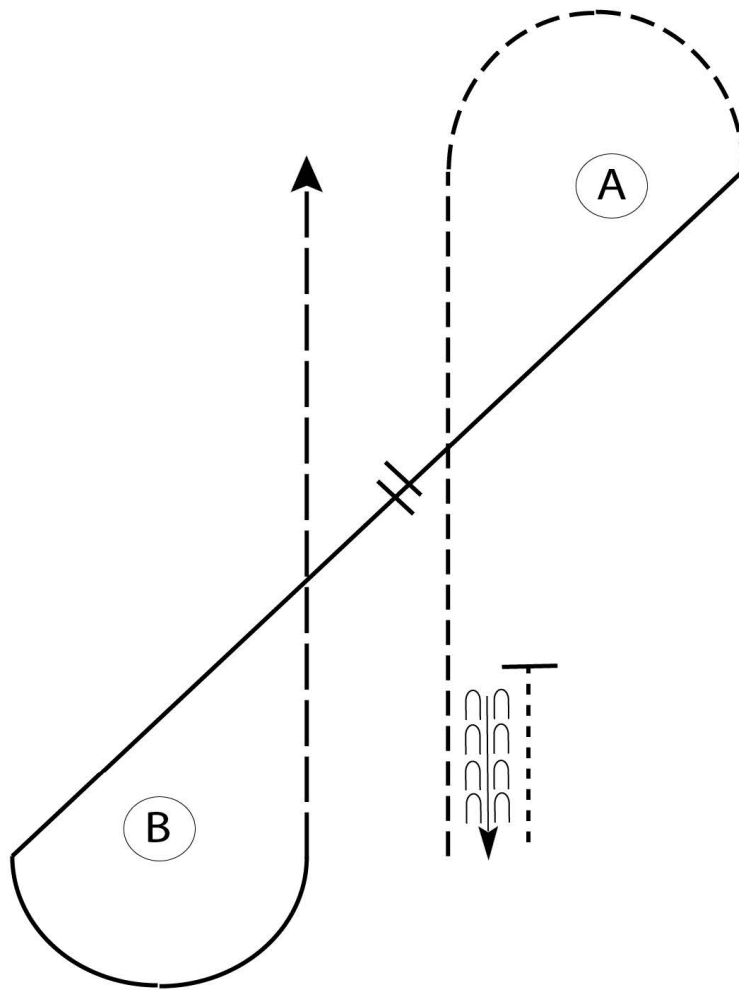


2024 NC State 4-H Horse Show

Western Horsemanship Senior (Class 59)

Show Date: 07-12-2024



Be ready lined up to A.

1. Walk approximately 2 horse lengths toward A.
 2. Stop and back until even with B.
 3. Jog to and around A.
 4. Lope on the right lead halfway to B.
 5. Perform a simple lead change halfway to B.
 6. Lope on the left lead to and around B.
 7. Extended jog in a straight line.
- Pattern is over once you have passed A.

Follow the instructions of your ring steward.

Exhibitors perform their pattern to the green cones. ▲

Walk	-----
Jog	-----
Extended Jog	-----
Lope	-----
Lead Change	⌘
Back	←
Marker	ⓑ

[WH/2-92]

Pattern Provided by:
Show Management

2024 NC State 4-H Horse Show

Class 68 Western Trail Senior

Show Date: July 12, 2024



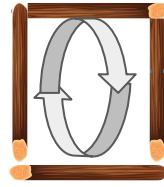
Out Gate



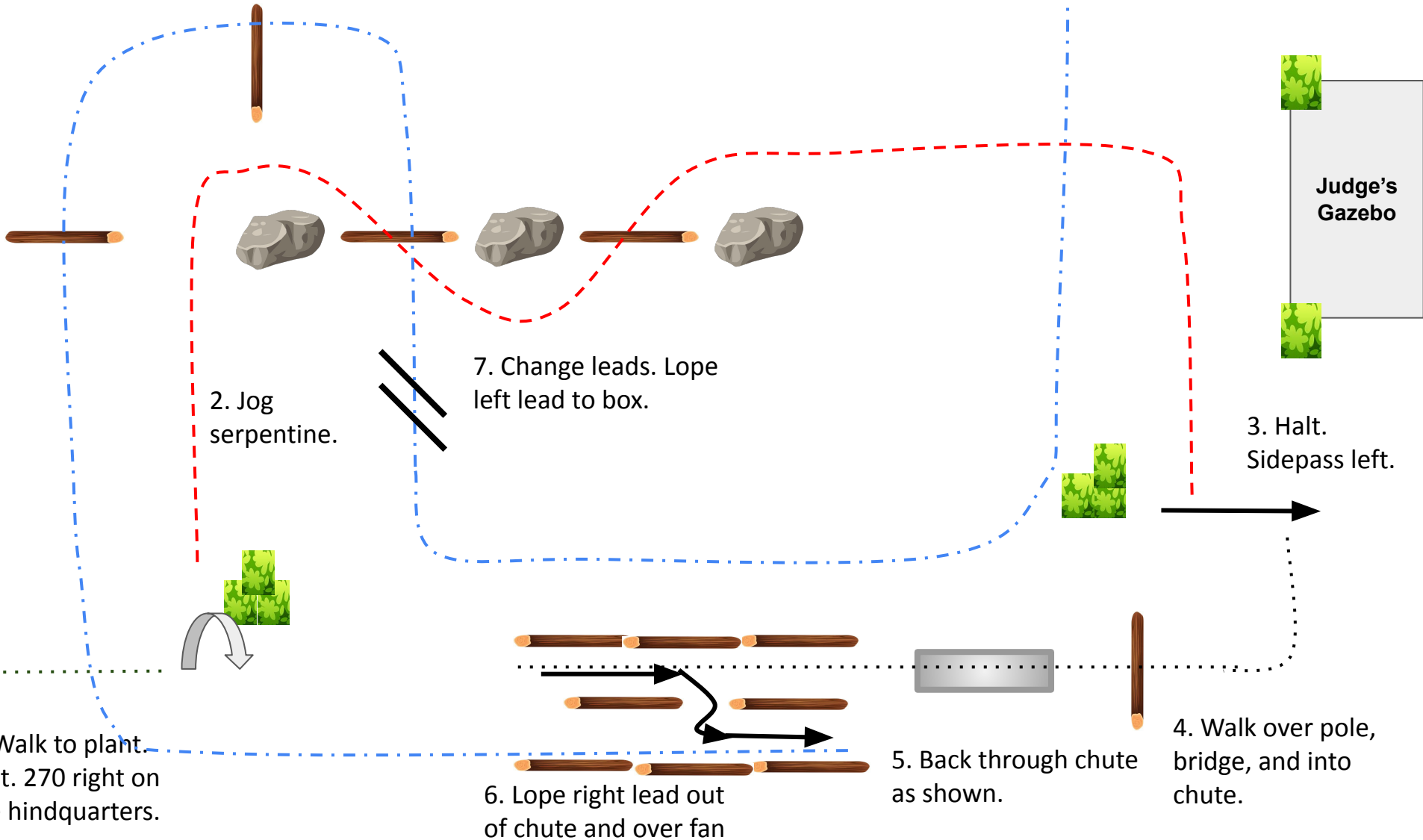
10. Work gate (left hand). Pattern ends when gate is closed.



9. Walk out of box. Jog to gate.



8. Halt. Walk into box and turn 360 left..



2. Jog serpentine.

7. Change leads. Lope left lead to box.

3. Halt. Sidepass left.

In Gate

1. Walk to plant. Halt. 270 right on the hindquarters.

6. Lope right lead out of chute and over fan

5. Back through chute as shown.

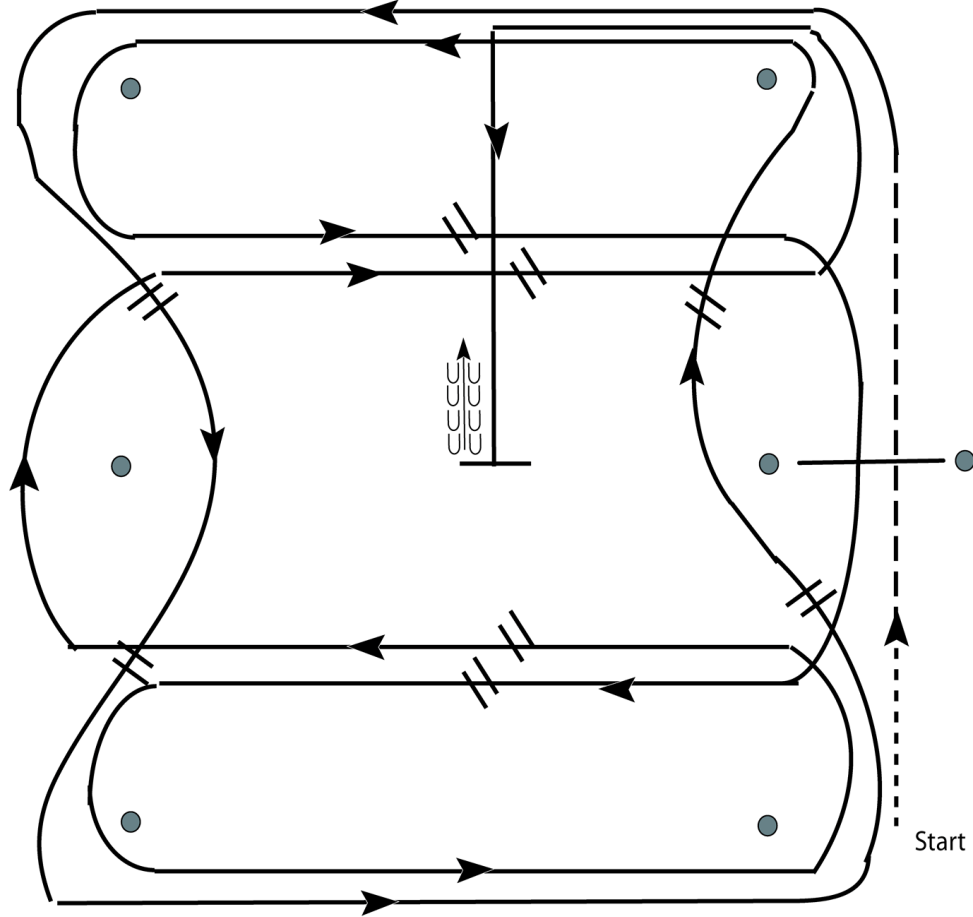
4. Walk over pole, bridge, and into chute.

Judge's Gazebo

2024 NC State 4-H Horse Show

Western Riding (Class 128)

Show Date: 07-13-2024



1. Walk, transition to jog, jog over log.
2. Transition to the lope, on the left lead.
3. First line change.
4. Second line change.
5. Third line change.
6. Fourth line change.
7. First crossing change.
8. Lope over the log.
9. Second crossing change.
10. Third crossing change.
11. Fourth crossing change.
12. Lope, stop and back.

[WR/OP-5]

Pattern Provided by:
Show Management