

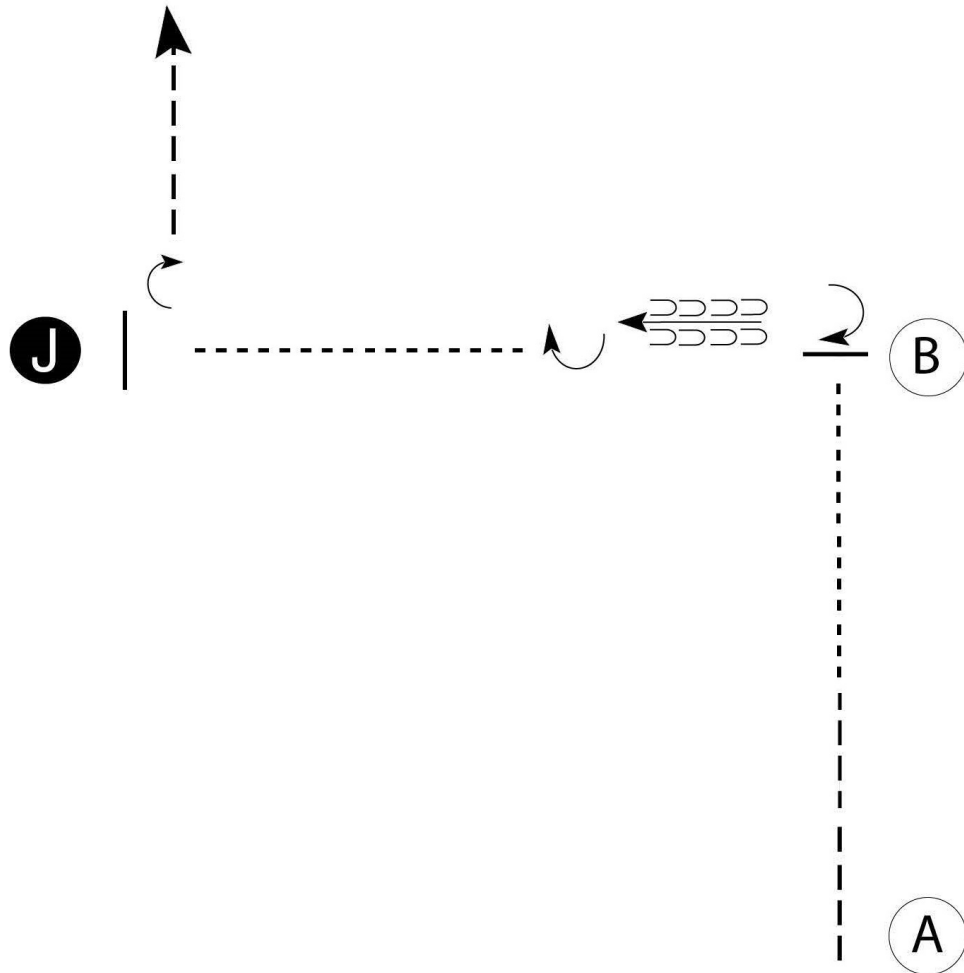
2024 NC State 4-H Horse Show

Little Britches Showmanship (Class 57)

Show Date: 07-12-2024

w w w . H o r s e S h o w P a t t e r n s . c o m

w w w . H o r s e S h o w P a t t e r n s . c o m



Be ready at A.

1. Trot 1/2 of the line, then walk 1/2 of the line.
2. Stop with horse's hip even with B then perform a 1/4 turn
3. Back 2 horse lengths then perform a 1/2 turn.
4. Walk to judge as shown.
5. Stop and set up at Judge.
6. Inspection.
7. When dismissed, perform a 1/4 turn.
8. Trot to exit.

Exhibitors perform their pattern to the green cones. ▲

Walk	-----
Trot	- - - - -
Back	← ⊃ ⊃ ⊃ ⊃
Marker	⊙ B
Judge	● J

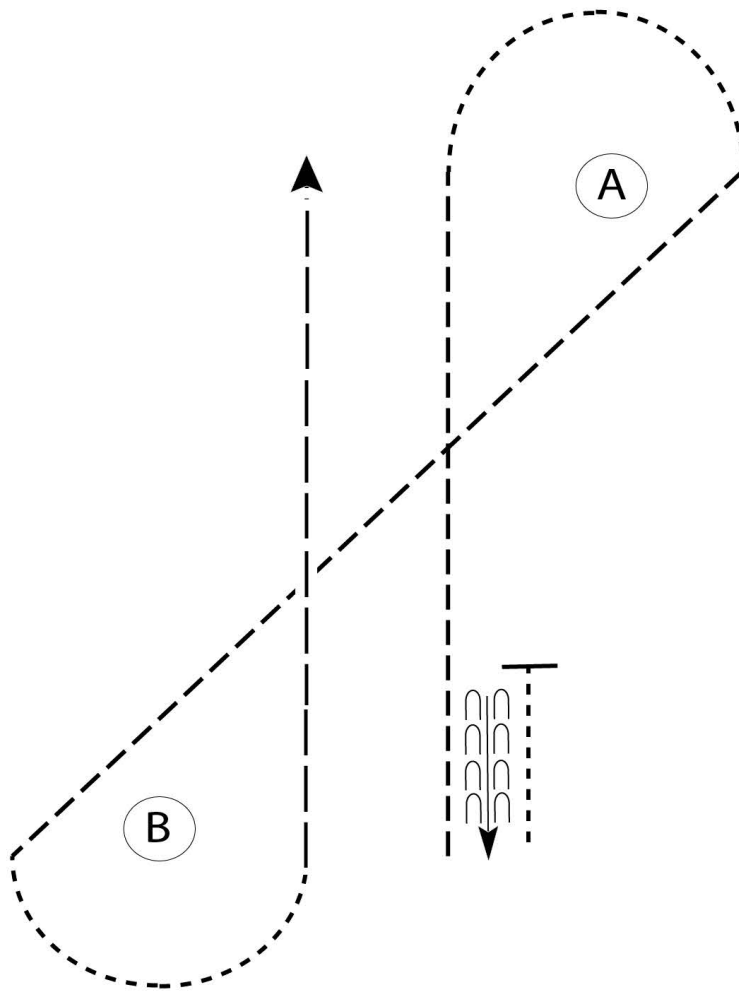
[S/1-119]

Pattern Provided by:
Show Management

2024 NC State 4-H Horse Show

Little Britches Western Horsemanship (Class 60)

Show Date: 07-12-2024



Be ready lined up to A.

1. Walk approximately 2 horse lengths toward A.
 2. Stop and back until even with B.
 3. Jog to A.
 4. Walk around A as shown.
 5. Jog to B.
 6. Walk around B.
 7. Extended Jog in a straight line as shown.
- Pattern is over once you have passed A.

Exhibitors perform their pattern to the green cones. ▲

Walk	-----
Jog	- - - - -
Extended Jog	— — — —
Lope	
Lead Change	↗ ↘
Back	← ← ← ←
Marker	⊙ B

Follow the instructions of your ring steward.

[WH/WT-92]


Pattern Provided by:
Show Management

2024 NC State 4-H Horse Show

Class 66 Little Britches Trail

Show Date: July 12, 2024

Out Gate



7. Walk out of box and to gate. Work gate left hand. Pattern ends when gate is closed.

6. Halt. Walk into box and turn 270 right.

2. Jog serpentine.

3. Break to a walk at the plant. Walk over pole, bridge, and into chute.

5. Jog out of chute and over poles as shown.

4. Back through chute.

1. Walk to plant. Halt. 90 turn left on hindquarters.

In Gate

