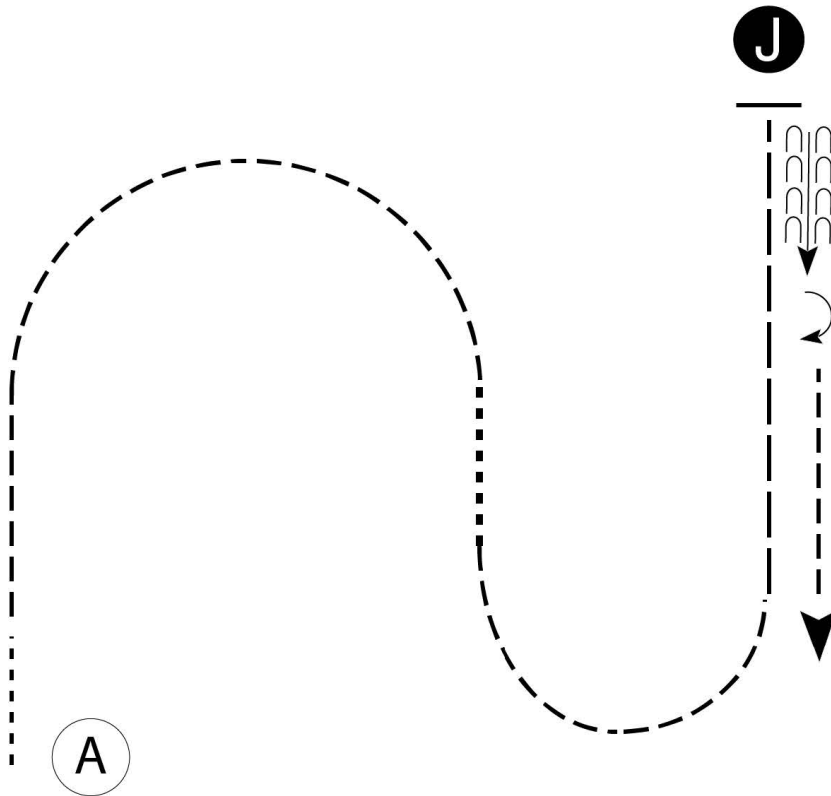


# 2024 NC State 4-H Horse Show

## Long Stirrup & Junior Showmanship (Classes 25, 26, 27)

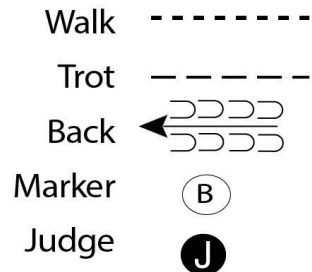
Show Date: 07-11-2024



Be ready at A.

1. Walk FORWARD two horse lengths then trot.
2. Trot half circle.
3. Walk FORWARD one horse length.
4. Trot in a half circle.
5. Extended trot to Judge and stop.
6. Set up.
7. Inspection.
8. When dismissed, back approximately two horse lengths.
9. Perform a 180 degree turn.
10. Trot to exit.

Exhibitors perform their pattern to the green cones. ▲



[S/1-122]

Pattern Provided by:  
*Show Management*

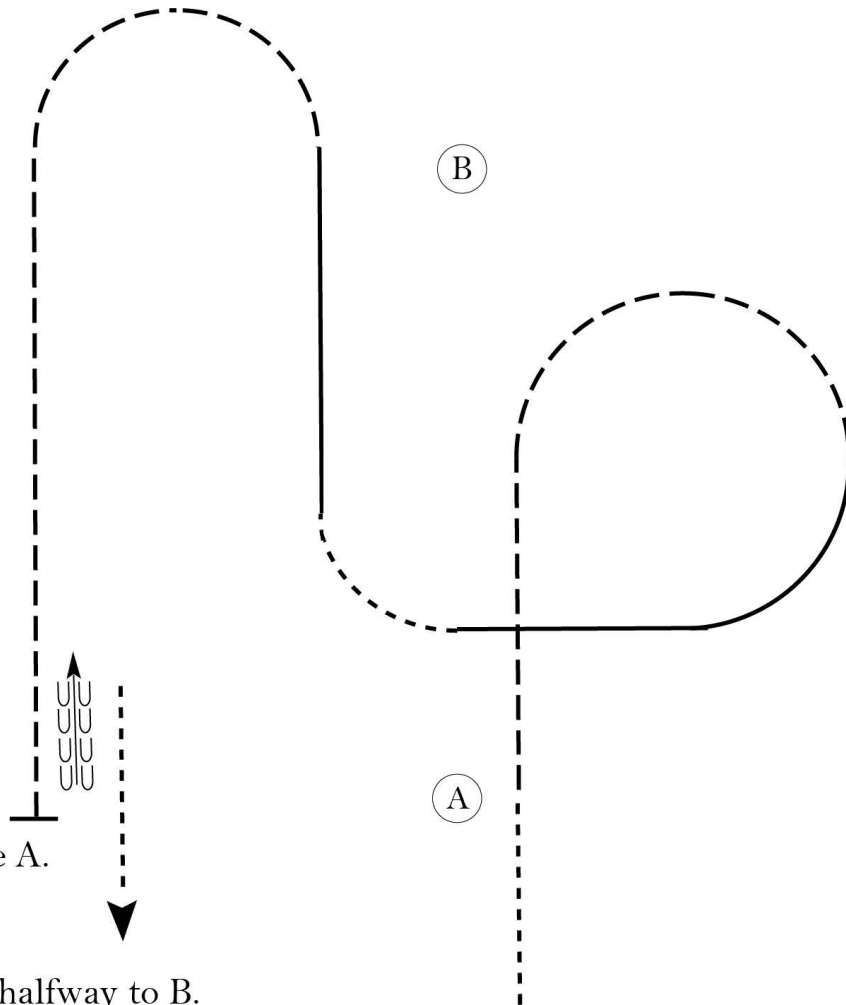
# 2024 NC State 4-H Horse Show

## Junior Equitation on the Flat (FINALISTS ONLY) (Class 96,102)

Show Date: 07-13-2024

w w w . H o r s e S h o w P a t t e r n s . c o m

w w w . H o r s e S h o w P a t t e r n s . c o m



Be ready before A.

1. Walk to A.
2. Sitting trot halfway to B.
3. Left diagonal trot in a half circle.
4. Canter on the right lead until even with A.
5. Walk a quarter circle.
6. Canter on the left lead to B
7. When even with B, trot on the right diagonal in a half circle and a straight line until even with A.
8. Halt when even with A and back approximately one horse length.
9. Walk to exit.

Exhibitors perform their pattern to the green cones. ▲

Walk	-----
Trot	- - - - -
Extended Trot	-----
Canter	=====
Leg Yield	
Lead Change	↙ ↘
Back	← ← ← ← ←
Marker	(B)
Sidepass	← →
Hand Gallop	-----

Follow the instructions of your ring steward.

[HSE/2-59]

**Pattern Provided by:**  
*Show Management*