

Junior Hippology IDs

NC State 4-H Hippology Contest

March 4, 2017

1. Which breed is pictured below?



- A. Arabian
- B. American Saddlebred**
- C. Tennessee Walking Horse
- D. Missouri Fox Trotter



2. What is the name of this injury that is fairly severe and is seen on the front leg?



- A. Windpuff
- B. Splint
- C. Curb
- D. Bowed tendon**



3. This object is commonly used for which purpose?



- A. Restraint**
- B. Punishment
- C. Training
- D. Riding



4. Identify this event.



- A. Reining
- B. Team roping
- C. Cutting**
- D. Bulldogging



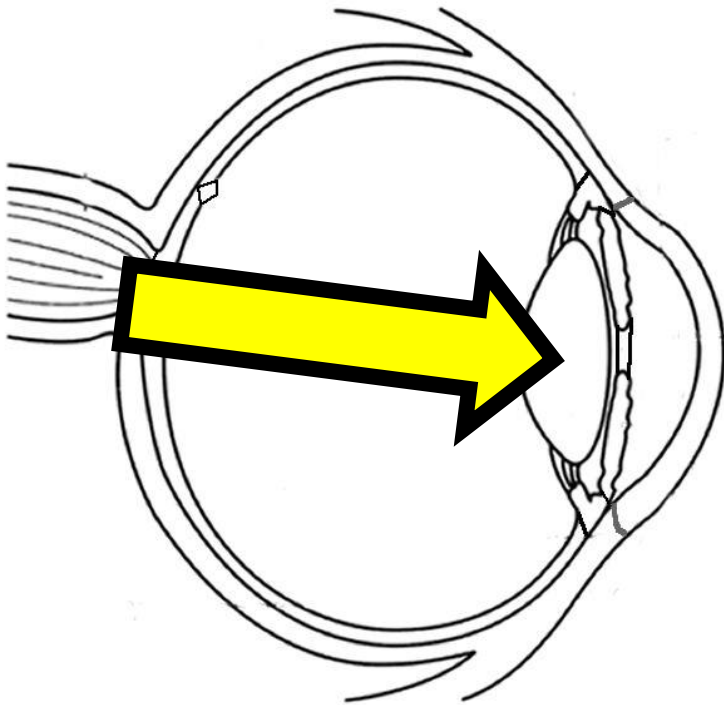
5. What is this tool used for?



- A. To pick the hooves
- B. To remove bot eggs**
- C. To trim the mane
- D. To cut away dead sole from the hooves



6. The arrow is pointing to the part of the eye that focuses the light entering the eye. What is it?



- A. Pupil
- B. Cornea
- C. Lens**
- D. Iris



7. What is the name of the bit pictured below?



- A. Eggbutt snaffle**
- B. Tom thumb
- C. D-ring snaffle
- D. Loose-ring snaffle



8. How old is the horse below?



- A. 5 years old
- B. 10 years old
- C. 15 years old**
- D. 20 years old



9. What piece of equipment is pictured?



- A. Running martingale
- B. Standing martingale**
- C. German martingale
- D. Tie down martingale



10. Which breed is pictured?



- A. Brumby
- B. Fjord
- C. Przewalskii
- D. Haflinger**



11. This piece of equipment applies pressure to what part of the horse?



- A. Mouth
- B. Ears
- C. Forelock
- D. Nose**



12. What part of the hoof is indicated by the yellow arrow?



A. Sole


B. Bars

C. Frog

D. Sulci



13. Which type of bit is pictured?



- A. D-ring snaffle
- B. Kimberwick**
- C. Curb
- D. Pelham



14. Which description best fits this horse's pastern?



- A. Ideal
- B. Too straight
- C. Coon-footed**
- D. Upright



15. What is the name of the tool pictured?



- A. Clinchers
- B. Cutters
- C. Pullers
- D. Nippers**



16. What is the name for this rider's traditional headwear?



- A. Habit
- B. Tilbury
- C. Mitbah
- D. Derby**



17. What gait is being exhibited?



- A. Trot
- B. Running walk
- C. Pace**
- D. Rack



18. What defect is observed in the leg of this horse?



- A. Coon footed
- B. Over at the knee
- C. Straight pasterns**
- D. There is no defect



19. Which part of the harness is indicated by the yellow arrow?



A. Blinker

B. Trace

C. Noseband

D. Rein



20. Which bone is pictured?



- A. Vertebrae**
- B. Femur
- C. Coffin bone
- D. Nasal bone



21. What is the common term for this structural fault?



- A. Calf-kneed
- B. Buck-kneed**
- C. Bow-legged
- D. Knock-kneed



22. If a horse exhibited the following footfall pattern, which gait would it be performing?



- A. Walk**
- B. Trot
- C. Canter
- D. Gallop



23. Which breed of horse is pictured?



- A. Saddlebred
- B. Standardbred**
- C. Thoroughbred
- D. Morgan



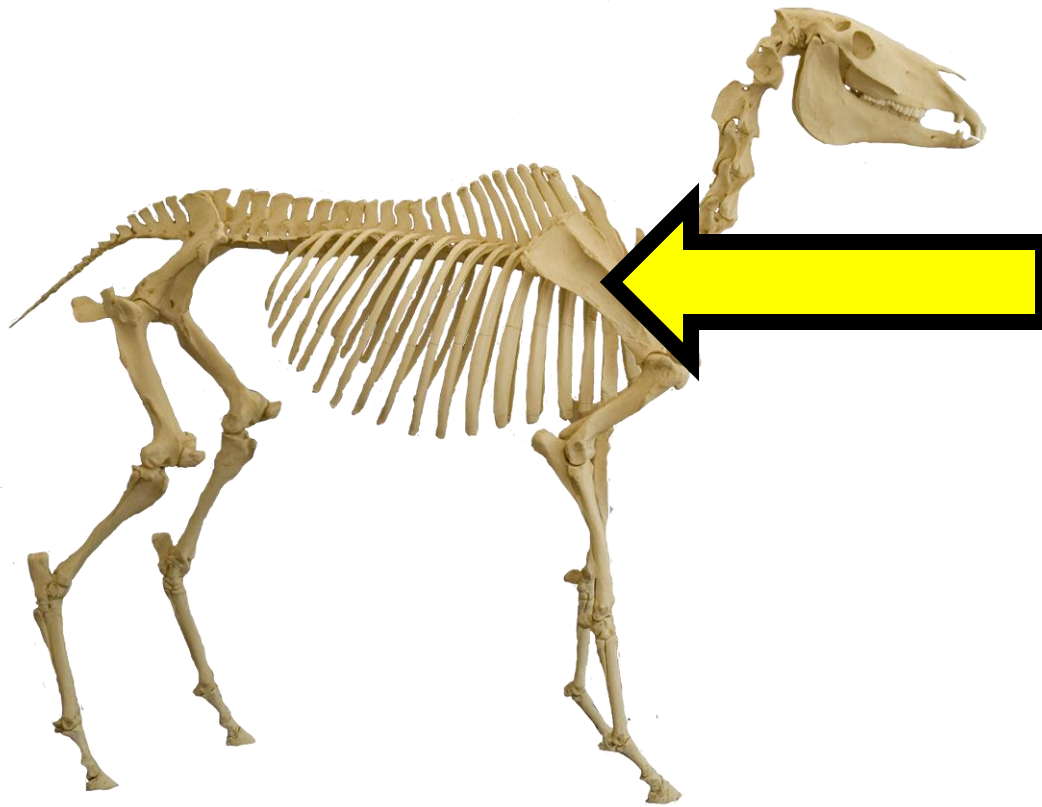
24. In which event would you most likely see a horse using this bit?



- A. Show jumping
- B. Driving
- C. Dressage
- D. Western pleasure**



25. Which bone is the yellow arrow pointing to?



- A. Scapula**
- B. Sternum
- C. Sacrum
- D. Sesamoid

