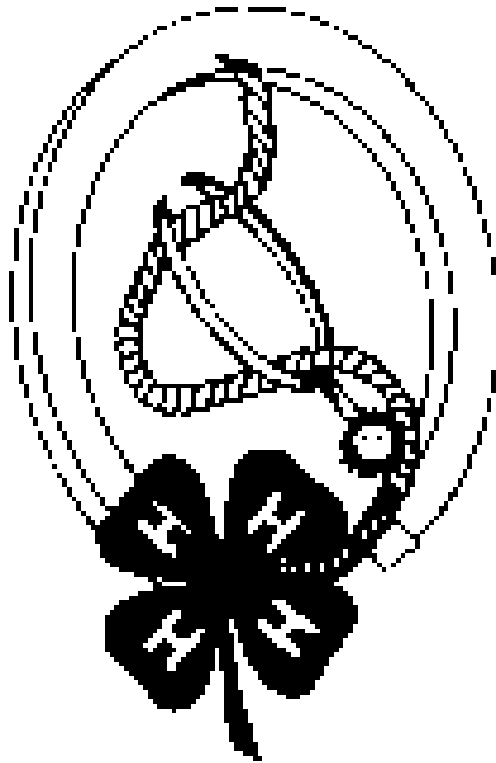


# *North Carolina 4-H Cloverbud*



## Horse Record Book

**NCSU**



Extension Horse Husbandry  
N.C. COOPERATIVE EXTENSION SERVICE

Extension Horse Husbandry  
North Carolina State University  
Box 7523  
Raleigh NC 27695-7523  
Phone 919-515-5784  
Fax 919-515-8518



***4-H Motto:***  
***To Make the Best, Better!***



---

**THE 4-H HORSE CLUB PLEDGE**

**I PLEDGE:**

**AMY HEAD TO CLEARER THINKING.®**

Working with animals helps us to think and be alert.

**AMY HEART TO GREATER LOYALTY.®**

There is a special friendship between you and your horse.  
You also have many friends in the 4-H Club. These friendships make us loyal  
to and considerate of others.

**AMY HANDS TO LARGER SERVICE.®**

Hands are important when you are around horses. Your hands can feed grain,  
hold reins and pat necks.

**AMY HEALTH TO BETTER LIVING.®**

It is good for us to play and work outdoors in the sunshine and fresh air.

**FOR MY CLUB, MY COMMUNITY, AND MY WORLD.®**

There are many things you can do for others through the 4-H Club.



# MY HORSE PROJECT

DATE

NAME

AGE

ADDRESS


COUNTY

CLUB NAME

PARENT-S NAME

LEADER-S NAME

LEADER'S SIGNATURE



# **The NC 4-H Cloverbud Horse Project**

This project will help you to:

- C Learn to be a good sport.
- C Learn to be sure of yourself.
- C Learn to be nice to other people.
- C Learn to be a better person.
- C Learn the joy of owning or taking care of a horse or pony.
- C Learn to be safe around horses.
- C Learn to ride a horse.
- C Learn to love animals.
- C Learn to work with other people.
- C Have fun riding and being around horses.

## MY PROJECT



**NAME OF HORSE OR PONY:** \_\_\_\_\_

**AGE** \_\_\_\_\_ **SEX** \_\_\_\_\_

**BREED** \_\_\_\_\_

**COLOR** \_\_\_\_\_

How long have you owned or cared for your horse?

Where is your horse kept?

Who helps you take care of your horse?

What did you teach your horse this year?

What do you want to teach him next year?

How did you make sure the barn was safe for your horse?

# FEED RECORD



**I feed my horse:**

When?

How Much?

Hay

Grain

Vitamins

Salt

Special Treats

**Special treats my horse likes (circle all your horse likes):**

Apples

Carrots

Sugar

Other Things



DRAW A PICTURE OR PASTE A PHOTOGRAPH OF YOUR HORSE OR PONY OR ONE YOU WOULD LIKE BELOW.

WHAT IS THE NAME FOR THIS HORSE OR PONY?

---

DRAW OR PASTE A PHOTO OF THE TACK YOU WOULD  
USE ON YOUR HORSE.

DID YOU BUY ANY NEW TACK THIS YEAR? \_\_\_\_\_

WHAT WAS IT?



## MY HORSE=S HEALTH

WAS YOUR HORSE DEWORMED?  
WHEN? HOW?

DID THE VETERINARIAN COME TO CHECK YOUR  
HORSE? WHAT DID HE DO?

WHAT SHOTS WERE GIVEN TO YOUR HORSE THIS  
YEAR?

DID YOUR HORSE GET SICK OR HURT?  
HOW?

WHAT DID YOU DO FOR HIM?

DO YOU HAVE PROFESSIONAL HOOF CARE?  
IF SO HOW OFTEN AND WHAT WAS DONE?

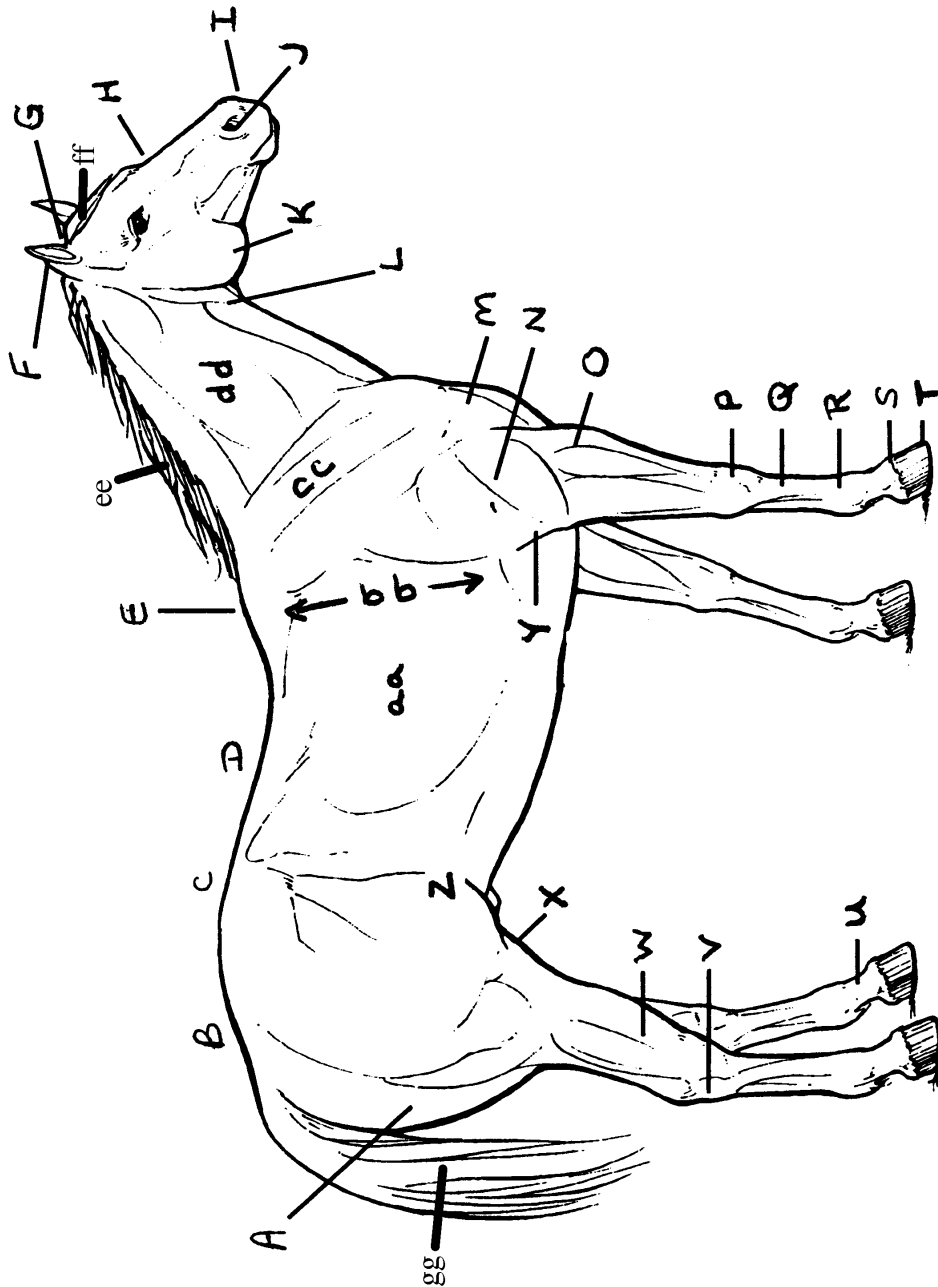
DID YOU USE FLYSPRAY ON YOUR HORSE?  
WHY?



# PARTS OF THE HORSE

CAN YOU NAME 10 PARTS OF THE HORSE?

CAN YOU NAME OTHERS?



## Draw & Color




Blaze



Stripe



Star



Bald Face



Snip

## Draw & Color



Stocking



Half Stocking



Cornet



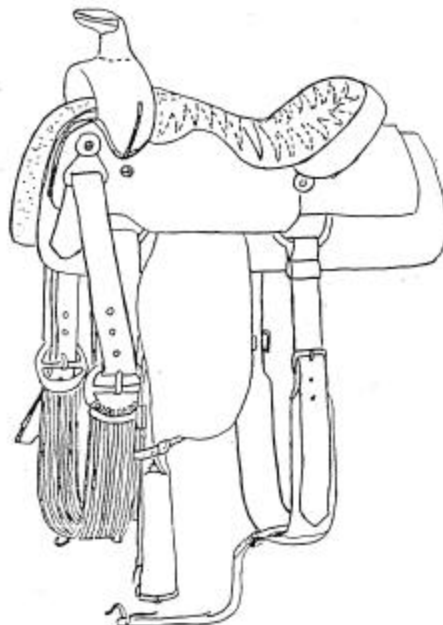
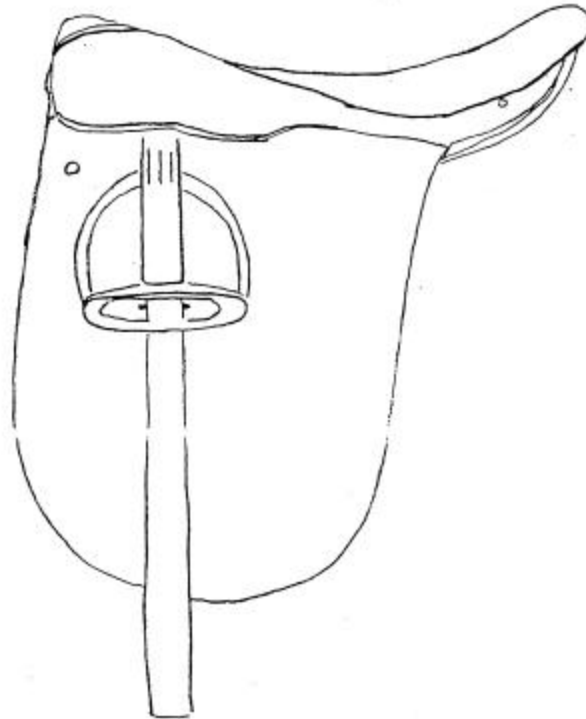
Pastern



Half-Pastern

## Parts of the Saddles

Name 6 parts on each of the different saddles.



# CLOTHING

Draw or paste photos of riding attire.

English

Western

**HORSE ACTIVITIES** - Things I have done with my horse/pony.

SHOWS:

TRAIL RIDES:

HORSE BOWL:

HORSE RETREAT:

HORSE ACTIVITY NIGHT :

OTHER ACTIVITIES:



## OTHER TYPES OF PARTICIPATION

Club Activities:

Demonstrations:

Exhibits:

Clinics:

Other:





# GROOMING TOOLS

Identify where to use the following grooming equipment on the horse by drawing a line to the area.


**Finishing brush-** is soft  
& used to remove dirt the hair



**Grooming cloth-** is used  
to wipe the horse



**Hoofpick-** used to  
remove dirt from the hoof



**Currycomb-**  
used in a circular motion  
to lift dirt from the skin



**Comb-** use to remove  
tangles



**Dandy brush-**  
Used to remove  
caked-on mud

## **SKILLS - Basic Things to Know and Learn**

**You do not have to know how to do everything, but you can learn to do all these things in the future.**

### **I can:**

- 9 catch and lead a horse
- 9 tie a horse with a safety knot
- 9 brush a horse
- 9 clean its feet
- 9 identify parts of the horse
- 9 name leg markings
- 9 name face markings
- 9 identify parts of the saddle
- 9 saddle and unsaddle
- 9 mount and dismount
- 9 feed and water a horse
- 9 clean a saddle and bridle or other tack
- 9 describe the different riding styles (hunt seat, western, saddle seat)
- 9 describe three different breeds
- 9 ride properly in a lead line class
- 9 perform a few showmanship maneuvers
- 9 ride my horse at a walk & a trot
- 9 other (name what else you can do):

***BE SURE TO ASK FOR HELP WHEN YOU NEED IT!***

## Fun with Horsey Words

Word Search - Find these words:

Hoof	Horse	Brush	Boot	Veterinarian
Pastern	Saddle	Tack	Club	Dewormer
Feed	Safety	Hay	Blaze	

H	A	Y	F	E	Z	C	L	U	B	S	P
O	O	J	S	A	F	E	T	Y	L	C	A
O	B	R	U	S	H	R	F	S	A	I	S
F	O	D	S	A	D	D	L	E	Z	N	T
G	O	P	D	E	W	O	R	M	E	R	E
U	T	J	K	T	A	C	K	A	Z	D	R
V	E	T	E	R	I	N	A	R	I	A	N

Unscramble these horse terms:

dllesa _____	tib _____	ledrib _____
naoncn _____	rerbla _____	eamn _____
noertoc _____	lofockre _____	thwiers _____
noil _____	ckho _____	sapernt _____
ckne _____	hrigt _____	kanfl _____
mopelm _____	isktr _____	ntcael _____
lbeilst _____	ede _____	nchci _____

## ***ASAFE BUD@TIPS***

1. Have a friend teach you to tie a quick release knot and use it when tieing.
2. Put away all the supplies you get out.
3. Always close any gate or door you open.
4. Never tease or annoy a horse.
5. Keep your voice soft - He can hear you without yelling!
6. Do not punish your horse for being scared.
7. Leave other horses besides yours alone.
8. Always walk up to a horse correctly & safely.
9. When you stop working with your horse for the day, always quit on good terms.

***BE SURE TO ASK FOR HELP WHEN YOU NEED IT!***



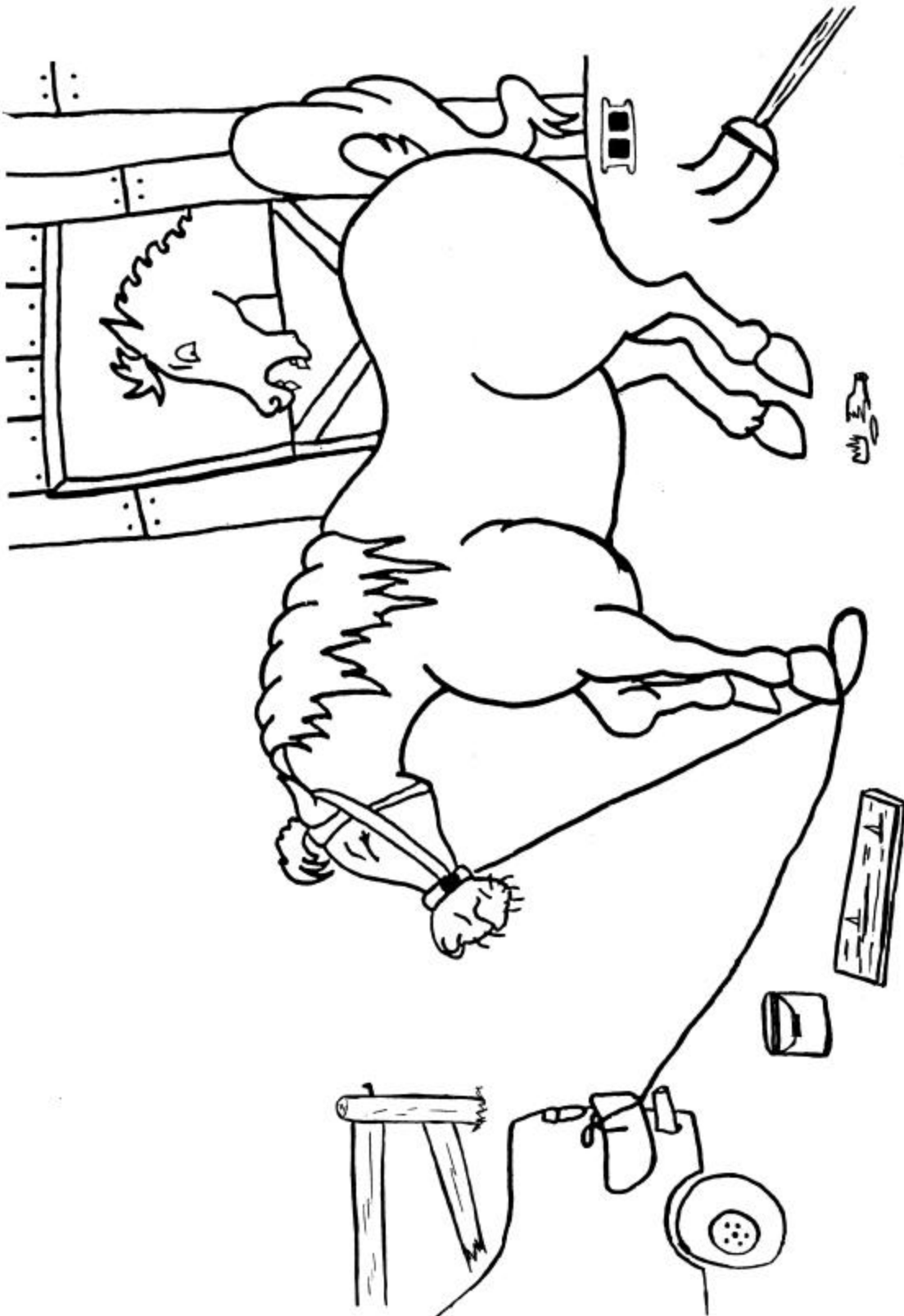
# Dot-to-Dot (courtesy of NCDA)

- There are more than 225,000 horses in North Carolina today.
- They are valued at more than \$500 million dollars!
- There are over 14,000 4-H youth horse projects in North Carolina every year!



## Can You Find and Circle What is **UNSAFE** for the Horse?

Hint: Tying if done improperly can cause injury to the horse and/or rider. Any sharp, pointed or moving objects around horses is also unsafe. Having horses where they can bite or kick each other while being handled is dangerous.



## MATCH UP

Draw a line to connect each term with its picture. Note some terms may link to more than one picture.

**Grazing**



**Mare**



**Veterinarian**



**Mounting**

**Farrier**



**Halter**

**Fence**



**Foal**

**Feeding**



**Mane**

# SAFETY CHECK

When you can check the following items off this list, You are a safe cloverbud!

I do:

- 9 talk to a horse to let him know where I am.
- 9 move slowly around horses so I do not scare them.
- 9 catch my horse with a halter that fits well and has a strong lead rope.
- 9 lead a horse from the near (left) side and walk with it.
- 9 tie a horse safely & correctly to a sturdy place, like post or crossties.
- 9 let an adult help me saddle a horse to ride.
- 9 take someone with me so that I never ride alone.
- 9 wear proper boots/shoes and a hard hat (if english) when riding.
- 9 mount and dismount from the left side only.
- 9 check the barn area for nails, glass, wire and cans (ask for help in removing them).



# MATCH UP

Draw a line to connect each term with its meaning.

A special person, who likes horses and is not quite old enough to be a junior 4-H member.

**Horse Show**

Another name for a horse's foot.

**Horse Judging**

A term that means teaching behavior and action to a horse.

**Farrior**

A contest to compare abilities to examine and evaluate a horse's ability or conformation.

**Mounting**

An event where you can demonstate riding skills.

**Training**

A club member, age 9-13.

**Cloverbud**

A person that doctors on sick horses for a living.

**Senior**

A person who trims and shoes a horse's feet for a living.

**Hoof**

The act of getting up on a horse.

**Veterinarian**

A club member, age 14-19.

**Junior**



## **NEW HORSE WORDS**

**Aids** – used to tell a horse what the rider=s wishes to do. The aids are the voice, hands, legs and weight.

**Bedding** - material placed in a stall to absorb moisture; such as shavings.

**Bit** - the metal part of a bridle that fits in the horse=s mouth.

**Boots** - sturdy shoes used to protect the rider=s feet.

**Bridle** - is used to steer. It includes the bit, reins and the headstall.

**Breed** - groups of horses with the same distant relatives and certain characteristics.

**Class** - part of a show in which horses or riders are asked to perform the same actions and are compared to each other.

**Clipping** - removing certain hair from a horse to give the horse a cleaner and neater appearance.

**Color** - basic hue of a horse=s coat.

**Conformation** - the overall body shape of a horse.

**Dewormer**- medicine/chemicals given to horses to destroy worms living inside their bodies.

**Equine** - of or about horses.

**Farrier** - person who=s job is to take care of the feet of horses by trimming and attaching shoes.

**Feed** - meals eaten by horses; it can be a combination of hay and grain.

**Foal** - a baby horse (colt is a male, a filly is a female).

**Gait** - manner of going or moving (walk is slow, trot/jog is faster, canter/lope is even faster).

**Gelding** - adult male that can not be a father.

**Girth** - helps hold the saddle on the horse=s back.

**Grain** - processed plant seeds sometimes mixed with molasses & vitamins.

**Groom** - to clean and brush a horse.

**Halter** – an item put on the head which is used to lead the horse.

**Hand** - a unit of measurement which equals 4 inches; a pony cannot be more than 58 inches tall or 14.2 hands.

**Hay** - dried grass.

**Hoof** - the part of the horse that supports its weight. A horse has four hooves.

**Lead** - the beginning step in a canter or lope or the act of getting a horse to walk along beside you by using a halter and lead.

**Mare** - adult female horse that can become a mother (dam).

**Markings** - individual parts of a horse's color that makes it look different from other horses.

**Mounting** - getting up on a horse.

**Pony** - a horse that is 14.2 hands or smaller.

**Saddle** - the leather seat that is placed on the horse's back.

**Saddle Pad** - is placed under the saddle to absorb moisture & protect the horse's back.

**School** - practicing actions and behavior learned in training.

**Show** - an event to present your horse/pony for judging.

**Sides** - the off-side is the right side of a horse, the near side is the left side of a horse. Always mount and lead from the near side.

**Stall** - an area where a horse is housed. Most are 12' x 12' in size.

**Stallion** - adult male that can be a father.

**Stirrup** - part of the saddle where your feet go.

**Stride** - the length of a horse's step.

**Tack** - equipment used to help a rider control the horse (bridle, halter, saddle, reins, bit)

**Training** – the teaching of behaviors and actions to a horse.

**Vaccination** - medicine given to a horse in shots to prevent sickness.

**Veterinarian** - Doctor of animals.

